



## ELECTRA

bed with bedside tables



1/8

### ELECTRA

Fresh aesthetics, youthful sensation, a lightsome effect. The whole designer idea is based on the curves, repeated at the headboard and the handles of the drawers, the bedside table and the dressing table. The side crossbeams, with their particular shape, curved as well, are adding on to the final effect and complete the harmonious sensation.

The final image radiates serenity and a travelling spirit...  
Exactly what you want for the bedroom!  
Comes in olivewood, walnut or oak and in several colours.

#### Technical sheet

A. I. TZITZIS P.C.  
Orfeos 200 & Agapis 5 str  
Egaleo - Greece / p.c. 122 41  
T: +30 210 3413910 / F: +30 210 3413911  
e-mail: info@joinbeds.com / www.joinbeds.com

12/2017

\* Patent design 20140600111 4,1

# ELECTRA

bed with bedside tables

## TECHNICAL INFORMATION

### Headboard (bed)

Mdf, lined with oak, rustic oak, European ash, walnut natural veneer.

Fabric-leather-artificial leather cover. Non removable.

The internal structure is compact framework by chipboard and mdf.

### Legs-Crossbeams

Mdf, lined with oak, rustic oak, European ash, walnut natural veneer.

### Frames-Mattress bases:

JOIN offers two types of frames.

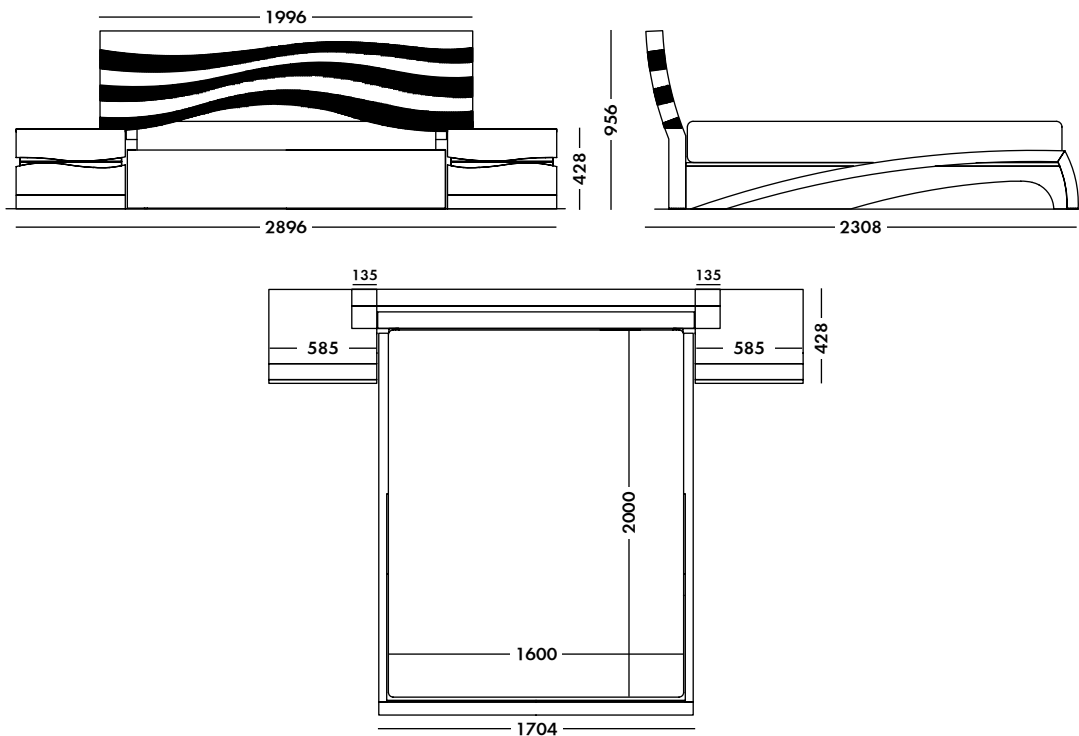
**Metal Frame:** a frame made by flexible wooden planks, each at 7cm (!) width, at 3cm distance from each other. This frame is suitable for mattresses made with the pocket springs system.

**Metal Frame Plus:** a frame made by flat (inflexible) wooden planks, each at 9cm (!) width, at 1.5cm distance from each other. This type of frame is suitable for latex mattresses.

All frames are lined with Italian fabric of exceptional quality (Bicoppia) in order to minimise the mattress damage and allow it to "breathe".

The standard bed dimensions are for 1.60x2.00 mattresses.

2/8



EXTERIOR DIMENSIONS			BEDSIDE TABLE		
Width	Length	Height	Width	Length	Height
289,6 cm (total)	230,8 cm	95,6 cm	58,5 cm	42,8 cm	95,6 cm
199,6 cm (headboard)			50 cm		
170,4 cm (front)			45 cm		

# ELECTRA

bedside table



## TECHNICAL INFORMATION

The internal structure is compact framework by chipboard and mdf.

3/8

### Wooden surfaces:

Mdf, lined with oak, rustic oak, European ash, walnut natural veneer.

### Runner systems:

Hettich Quadro 23 SFG, load capacity up to 25 kg, certified according to ENISO 9001, guarantee of 80,000 open/close cycles.

Fabric-leather-artificial leather cover at the knob. Non removable.

# ELECTRA

tall chest of drawers



## TECHNICAL INFORMATION

The internal structure is compact framework by chipboard and mdf.

4/8

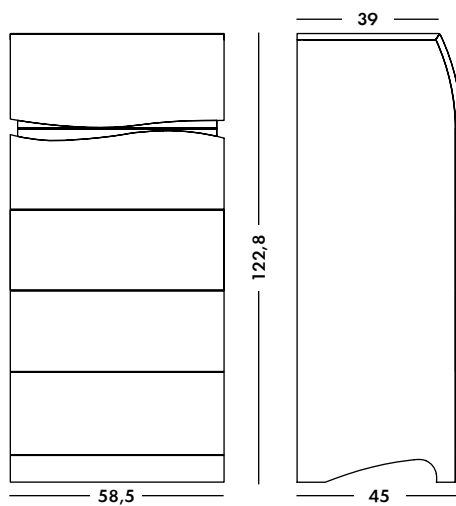
### Wooden surfaces:

Mdf, lined with oak, rustic oak, European ash, walnut natural veneer.

### Runner systems:

Hettich Quadro 23 SFG, load capacity up to 25 kg, certified according to ENISO 9001, guarantee of 80,000 open/close cycles.

Fabric-leather-artificial leather cover at the knob. Non removable.



# ELECTRA

whole body mirror with storage box



## TECHNICAL INFORMATION

The internal structure is compact framework by chipboard and mdf.

5/8

### Wooden surfaces:

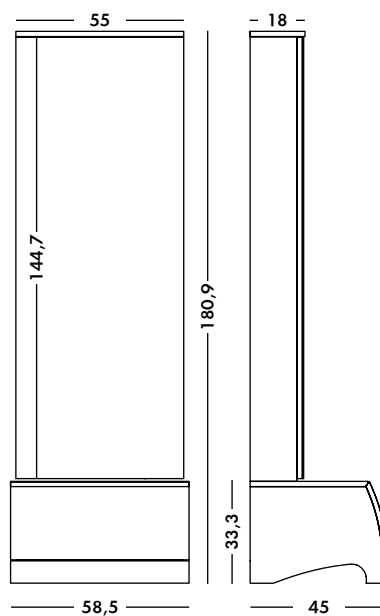
Mdf, lined with oak, rustic oak, European ash, walnut natural veneer.

### Runner systems:

Hettich Quadro 23 SFG, load capacity up to 25 kg, certified according to ENISO 9001, guarantee of 80,000 open/close cycles.

Hettich cabinet hinges.

Fabric-leather-artificial leather cover at the knob. Non removable.



# ELECTRA

chest of drawers with mirror



## TECHNICAL INFORMATION

The internal structure is compact framework by chipboard and mdf.

6/8

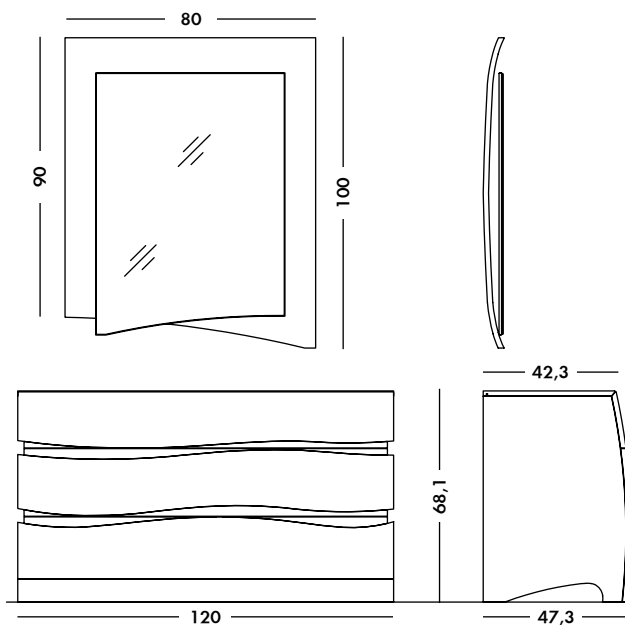
### Wooden surfaces:

Mdf, lined with oak, rustic oak, European ash, walnut natural veneer.

### Runner systems:

Hettich Quadro 23 SFG, load capacity up to 25 kg, certified according to ENISO 9001, guarantee of 80,000 open/close cycles.

Fabric-leather-artificial leather cover at the knob. Non removable.



# ELECTRA

whole body wall mirror



## TECHNICAL INFORMATION

The internal structure is compact framework by chipboard and mdf.

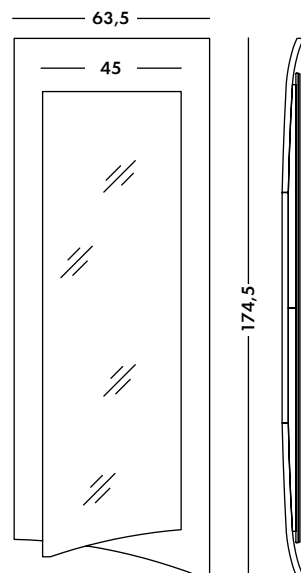
7/8

### Wooden surfaces:

Mdf, lined with oak, rustic oak, European ash, walnut natural veneer.

Dimensions are in cm.

The varnishes applied are Milesi wood coating, environmentally friendly, with ISO14001 certification.



# ELECTRA\_\_

## COLORS

### Woods




Olive



Olive rose



Olive dark



Olive more dark




Walnuts naturale



Walnuts cigar

### Leathers



Bonsai

- The led type lighting units used at the optional equipment are produced by the German company Halemeier.
- The furniture mechanisms are produced by the German company Hettich.
- The varnishes applied are Milesi wood coating, environmentally friendly, with ISO14001 certification.