



IRIS

bed with bedside tables



1/6

IRIS

Outstanding bedroom furniture, combining fine design and the harmonic coupling of different materials. The double safety glass at the headboard, with the built-in LED lightening at the optional equipment, frames the combination of wood and lacquer in a wonderful way.

The wood is warming up the frosty sense of the lacquer and the glass surface, and ties up perfectly with the other materials.

The very special dressing table and the mirrors complete the highly aesthetic result.

Technical sheet

A. I. TZITZIS P.C.
Orfeos 200 & Agapis 5 str
Egaleo - Greece / p.c. 122 41
T: +30 210 3413910 / F: +30 210 3413911
e-mail: info@joinbeds.com / www.joinbeds.com

12/2017

* Patent design 20140700156 2,1

IRIS

bed with bedside tables

TECHNICAL INFORMATION

Headboard (bed)

Mdf, lined with oak, rustic oak, European ash, walnut natural veneer.
 The internal structure is compact framework by chipboard and mdf.
 Triplex safety glass with built-in LED lightning at optional equipment

Legs-Crossbeams

Mdf, lined with oak, rustic oak, European ash, walnut natural veneer.

Frames-Mattress bases:

JOIN offers two types of frames.

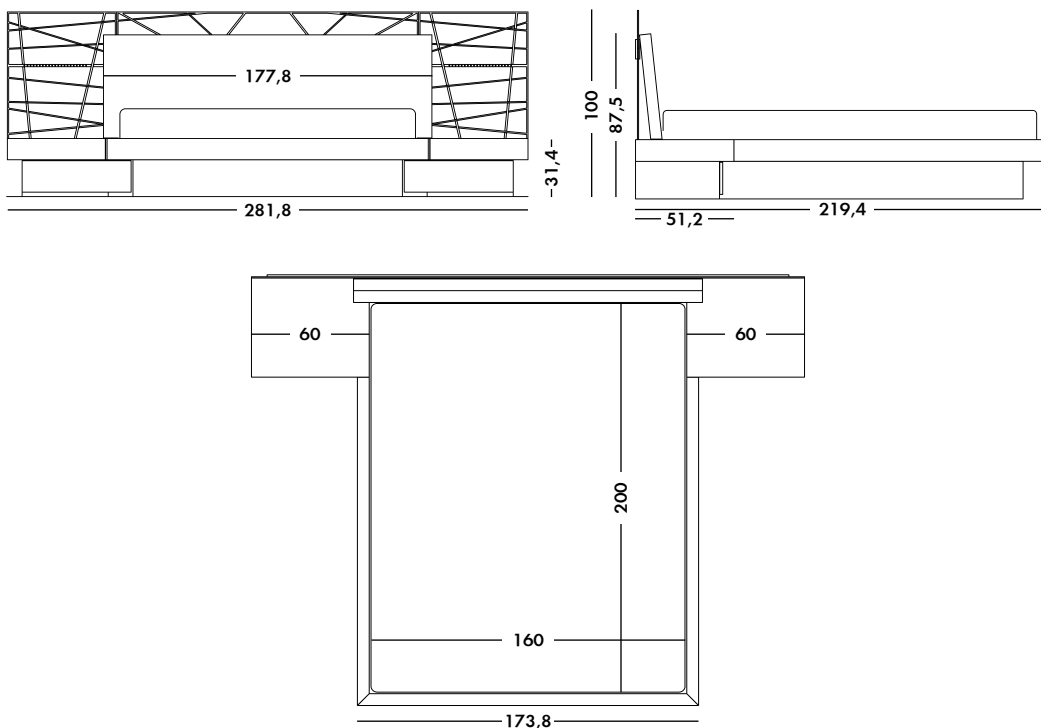
Metal Frame: a frame made by flexible wooden planks, each at 7cm (!) width, at 3cm distance from each other. This frame is suitable for mattresses made with the pocket springs system.

Metal Frame Plus: a frame made by flat (inflexible) wooden planks, each at 9cm (!) width, at 1.5cm distance from each other. This type of frame is suitable for latex mattresses.

All frames are lined with Italian fabric of exceptional quality (Bicoppia) in order to minimise the mattress damage and allow it to "breathe".

The standard bed dimensions are for 1.60x2.00 mattresses.

2/6



EXTERIOR DIMENSIONS			BEDSIDE TABLES		
Width	Length	Height	Width	Length	Height
281,8 cm (total)	219,4 cm	100 cm	60 cm	51,2 cm	31,4 cm
177,8 cm (headboard)		87,5 cm	50 cm		
173,8 cm (front)			45 cm		

IRIS

bedside table



TECHNICAL INFORMATION

The internal structure is compact framework by chipboard and mdf.

3/6

Wooden surfaces:

Mdf, lined with oak, rustic oak, European ash, walnut natural veneer.

Runner systems:

Hettich Quadro 23 SFG, load capacity up to 25 kg, certified according to ENISO 9001, guarantee of 80,000 open/close cycles.

IRIS

tall chest of drawers & whole body wall mirror

TECHNICAL INFORMATION

The internal structure is compact framework by chipboard and mdf.

Wooden surfaces:

Mdf, lined with oak, rustic oak, European ash, walnut natural veneer.

Runner systems:

Hettich Quadro 23 SFG, load capacity up to 25 kg, certified according to ENISO 9001, guarantee of 80,000 open/close cycles.

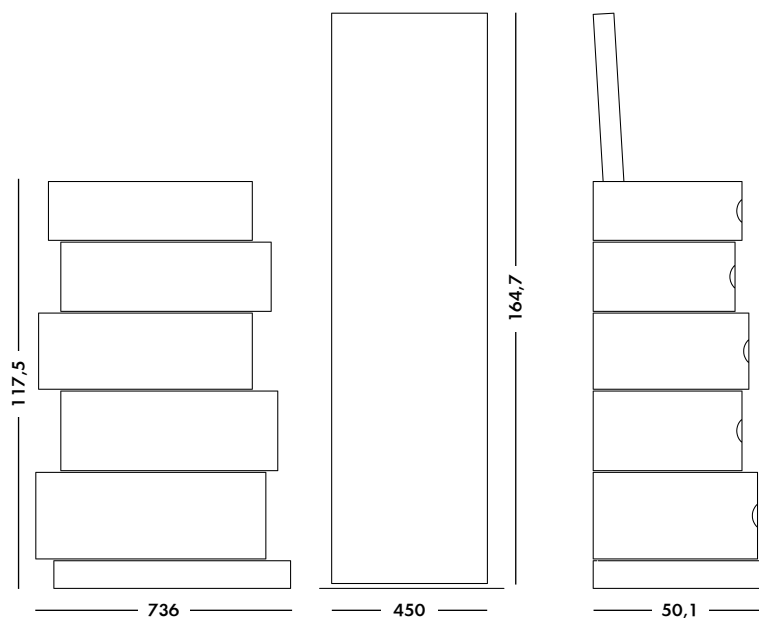
4/6

WHOLE BODY MIRROR'S TECHNICAL INFORMATION

The internal structure is compact framework by chipboard and mdf.

Wooden surfaces:

Mdf, lined with oak, rustic oak, European ash, walnut natural veneer.



IRIS

chest of drawers with mirror



TECHNICAL INFORMATION

The internal structure is compact framework by chipboard and mdf.

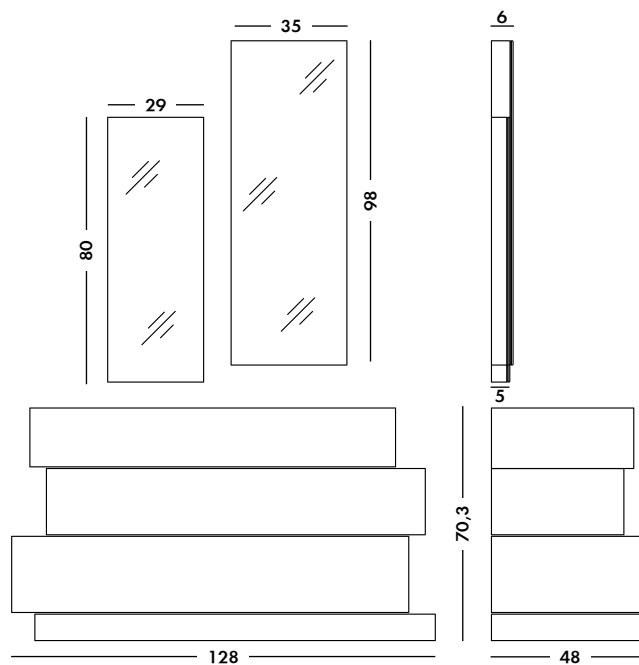
5/6

Wooden surfaces:

Mdf, lined with oak, rustic oak, European ash, walnut natural veneer.

Runner systems:

Hettich Quadro 23 SFG, load capacity up to 25 kg, certified according to ENISO 9001, guarantee of 80,000 open/close cycles.



IRIS__

COLORS

Woods




Olive



Olive rose



Olive dark



Olive more dark



Walnuts naturale



Walnuts cigar

- The led type lighting units used at the optional equipment are produced by the German company Halemeier.
- The furniture mechanisms are produced by the German company Hettich.
- The varnishes applied are Milesi wood coating, environmentally friendly, with ISO14001 certification.

